













## Year 6 Home Learning – to be submitted by Friday 22<sup>nd</sup> October 2021

Below is a grid containing a variety of homework tasks. The children should choose **at least 7** tasks to complete over the half term with **at least one per column**.  
When a task is completed, please upload it onto Seesaw so the class teacher can view it and provide feedback.

Literacy	Maths	Topic	Home Learning	Citizenship Tasks
<p style="text-align: center;"><b>Word Bank</b></p> <p>Write a list of ten nouns, adjectives, prepositions, verbs and adverbs based around the story of Oliver Twist. Then create your own word bank using these words which you can use in another literacy task!</p> 	<p style="text-align: center;"><b>Number/place value</b></p> <p>Facts about a number. Write at least 20 equations (number sentences) that give the answer of 320. Can you include at least one example of all four operations?</p> 	<p style="text-align: center;"><b>History</b></p> <p>Create a fact file about the industrial revolution. You may do this by hand or on a computer. Can you explore on of the inventors who found fame during this era?</p> 	<p style="text-align: center;"><b>Reading</b></p> <p>Draw a picture of two characters from a book you are reading. Compose a thought bubble and a speech bubble to tell us what they are thinking and saying at a certain point during the story.</p> 	<p style="text-align: center;"><b>Helping out</b></p> <p>Offer to do a job around the house that you would not normally do e.g. hang up the washing or unload the dishwasher.</p> 
<p style="text-align: center;"><b>Story Writing</b></p> <p>Write a 100-word story. This can be about anything you like but you must include the writing non-negotiables. See if you can include the sentence: 'All of a sudden, the boy vanished.'</p> 	<p style="text-align: center;"><b>Geometry</b></p> <p>Using a protractor and a ruler, draw the following shapes:</p> <ul style="list-style-type: none"> <li>- An <i>equilateral triangle</i> with three 60° angles.</li> <li>- An <i>isosceles triangle</i> with two 70° angles.</li> <li>- A <i>scalene triangle</i> with 35°, 45° and 90° angles.</li> <li>- Draw a triangle of your own and measure its angles.</li> </ul>	<p style="text-align: center;"><b>History/DT</b></p> <p>Build a model of a workhouse using the materials of your choosing and photograph it. E.g. – cardboard, Lego, cake.</p> 	<p style="text-align: center;"><b>Art</b></p> <p>Draw or paint a picture of what you believe Britain would have looked like before and after the industrial revolution.</p> 	<p style="text-align: center;"><b>Unpacking</b></p> <p>Help an adult unload and unpack the shopping from the car after they have been to the supermarket.</p> 
<p style="text-align: center;"><b>Sentence improvement</b></p> <p>Rewrite this sentence in at least three different ways, adding as much detail and description as you can.  'The boy walked on the log.'</p> <p>Try to include adjectives, adverbs, prepositions, powerful verbs, conjunctions.</p>	<p style="text-align: center;"><b>Addition money</b></p> <p>Jim pays for some sweets using four different coins. What is the least amount of money he could spend? What is the most? How many different totals can you find using four different coins?</p> 	<p style="text-align: center;"><b>History</b></p> <p>Our local area was very important during the industrial revolution. Use books, the internet and your family and friends to research why this may have been.</p> 	<p style="text-align: center;"><b>RE</b></p> <p>Take a photograph of two local churches and then write a short description about the similarities and differences between the way they look from the outside.</p> 	<p style="text-align: center;"><b>Litter Picking</b></p> <p>Go for a walk around a place in your local area and pick up any litter that you find.</p> 